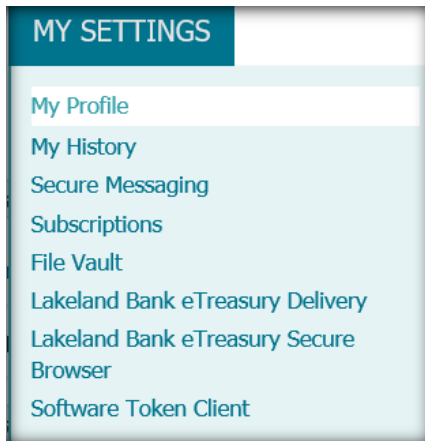


In order to receive a One Time Passcode (OTP), Alerts or Verification Codes via your mobile device, you must log into the eTreasury Commercial Platform and complete the following:

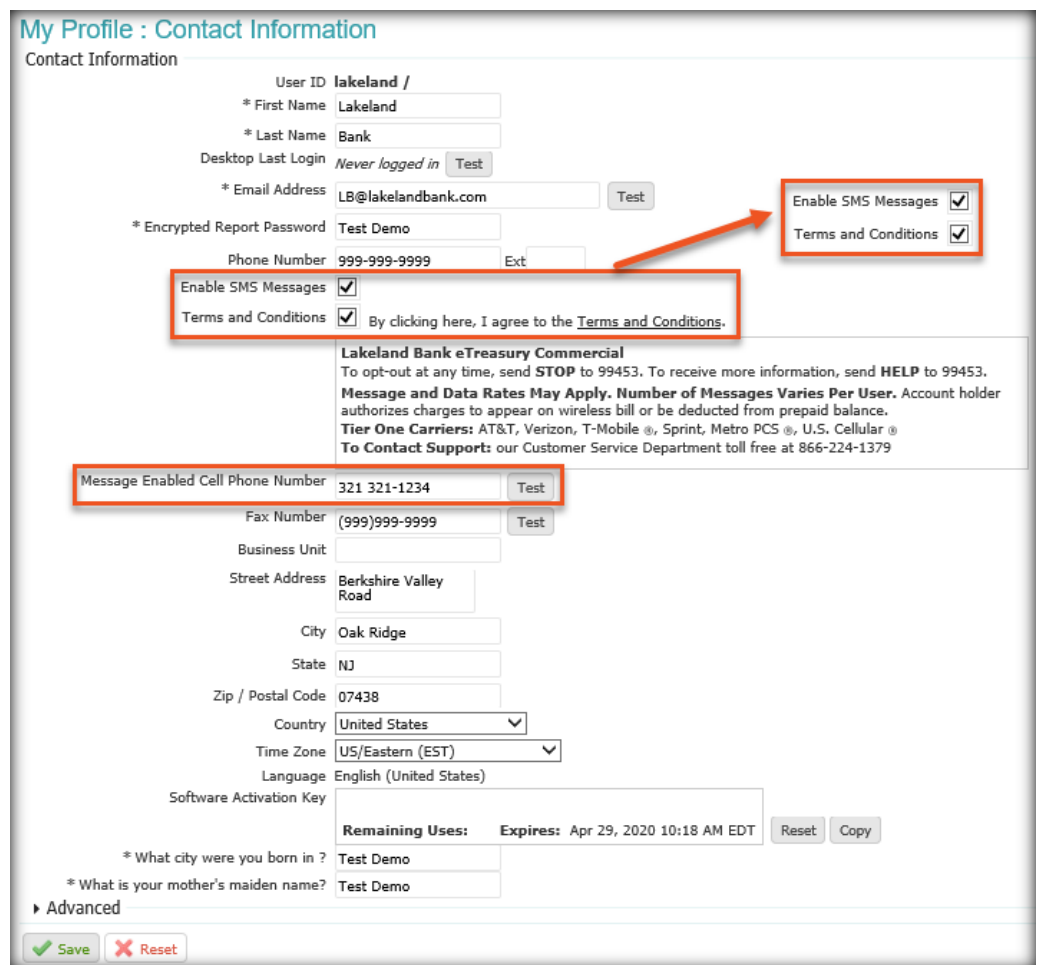


Go to MY SETTINGS – My Profile

Check: Enable SMS Messages and Terms and Conditions after Review

Update: Message Enabled Cell Phone Number

Select: Save



My Profile : Contact Information
Contact Information

User ID **lakeland /**

* First Name

* Last Name

Desktop Last Login *Never logged in*

* Email Address

* Encrypted Report Password

Phone Number Ext

Enable SMS Messages

Terms and Conditions By clicking here, I agree to the [Terms and Conditions](#).

Lakeland Bank eTreasury Commercial
To opt-out at any time, send **STOP** to 99453. To receive more information, send **HELP** to 99453.
Message and Data Rates May Apply. Number of Messages Varies Per User. Account holder authorizes charges to appear on wireless bill or be deducted from prepaid balance.
Tier One Carriers: AT&T, Verizon, T-Mobile®, Sprint, Metro PCS®, U.S. Cellular®
To Contact Support: our Customer Service Department toll free at 866-224-1379

Message Enabled Cell Phone Number

Fax Number

Business Unit

Street Address

City

State

Zip / Postal Code

Country

Time Zone

Language

Software Activation Key

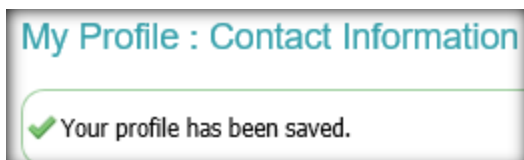
Remaining Uses: Expires: Apr 29, 2020 10:18 AM EDT

* What city were you born in ?

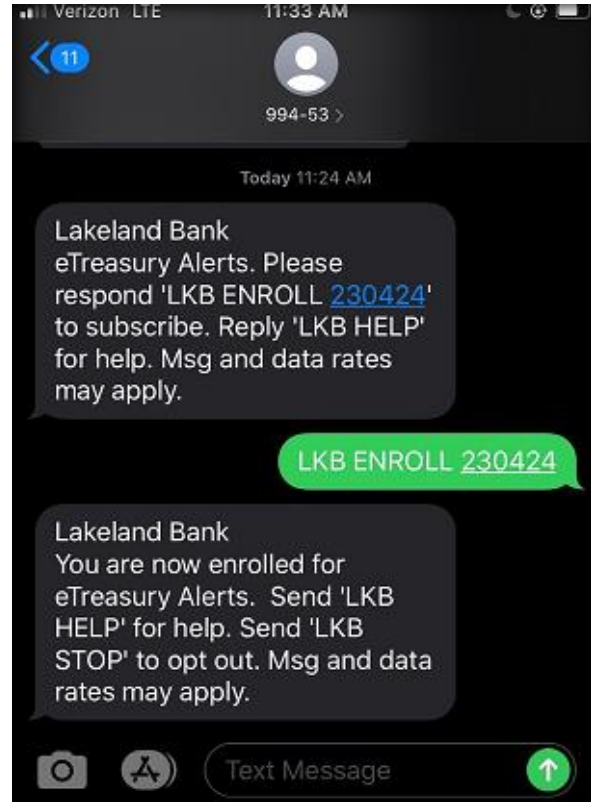
* What is your mother's maiden name?

▶ Advanced

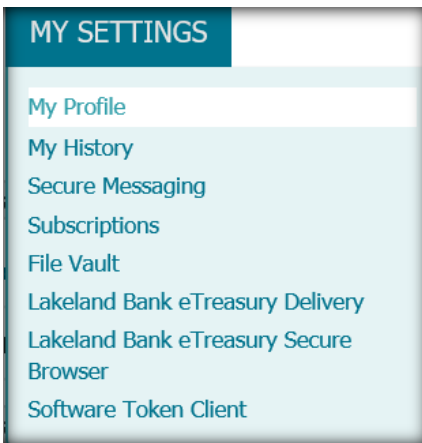
A confirmation message will appear to confirm that your changes to your profile were accepted.



You will receive a text message on your Message Enabled Cell Phone. You will need to respond in order to complete the enrollment of your device.



Additionally – you can select when you want to receive SMS messages from the platform.



Go to MY SETTINGS – My Profile
 Select: Channel Settings
 Update: Time Settings
 Select: Save

